



FACTSHEET

THAI PLASPAC PUBLIC COMPANY LIMITED  
SET TICKER: TPAC

KEY STATS:

- FOUNDED:** 1983
- HEADQUARTERS:** Bangkok, Thailand
- COUNTRIES: 5** Thailand | India | United Arab Emirates | Malaysia | Philippines
- EMPLOYEES:** ~ 3,100 employees
- NUMBER OF SITES:** 17
- REVENUE 2024:** THB 7.2 billion



SET ESG Ratings :AA  
CAC Anti-Corruption Certification :Yes

Vision

To be the company whose innovations positively impact our world, and a place attractive to the most passionate packaging minds.

Mission

To collaborate passionately, always showing our customers what's new.



THAI PLASPAC PUBLIC COMPANY LIMITED

No.77, Soi Thian Thaley 30, Bang Khun Thian – Chay Thaley Road, Tha Kham, Bang Khun Thian, Bangkok, 10150, Thailand

TPAC CORPORATE OFFICE

39<sup>th</sup> Floor Ocean Tower 2 Building, Sukhumvit 19 Alley, Khlong Toei Nuea, Watthana, Bangkok 10110, Thailand

WWW.TPACPACKAGING.COM

Our Business

- We partner with brands to create sustainable and technically optimized packaging.
- 4 decades track record to world's leading brands as end-to-end packaging partners.



Products Segments



Food and Beverage

We divided food and beverage into 4 sub-sectors e.g., Condiments, Spreads & Oil, Dairy & Ice Creams, Specialty Beverages & Formulations, Confectioneries & Snacks. These product are produced with FMCG standard.



Pharmaceutical and Personal Care

Packaging solution here comprise of bottles and closure systems for Liquid Formulations, Solid Formulations, Nasal Drug Delivery Solutions, Intravenous Drug Solutions

- Our team of technical experts careful evaluate a products technical design, engineering and sustainability considerations, before applying the right technologies for the most efficient production.
- Our packaging solutions are all recyclable and / or made from recycled material.
- Our specialty focus is Food and Pharmaceutical rigid plastic and paper packaging.
- We work with a wide range of plastic polymers and processing technologies.

Major Shareholders

NO.	NAME	NUM. OF SHARES	PROPOTION
1.	Mr. Anuj Lohia	227,479,192	69.66%
2.	Mr. Eakawut Nuengchamnong	22,800,000	6.98%
3.	Thai NVDR Company Limited	8,056,970	2.47%
4.	Ms. Anootree Nuengchamnong	8,000,000	2.45%
5.	Mr. Theerawit Busayapoka	7,560,000	2.32%
6.	Mrs. Thitima Wangteeraprasert	2,600,000	0.80%
7.	Mr. Sumet Janekulprasut	2,310,000	0.71%
8.	Mr. Niti Nuengchamnong	1,599,900	0.49%
9.	Bangkok Insurance Public Company Limited	1,537,400	0.47%
10.	Mr. Yothin Nuengchamnong	1,250,000	0.38%
Free-Float			20.65%

As of Mar 21<sup>st</sup>, 2025

Stock Performance

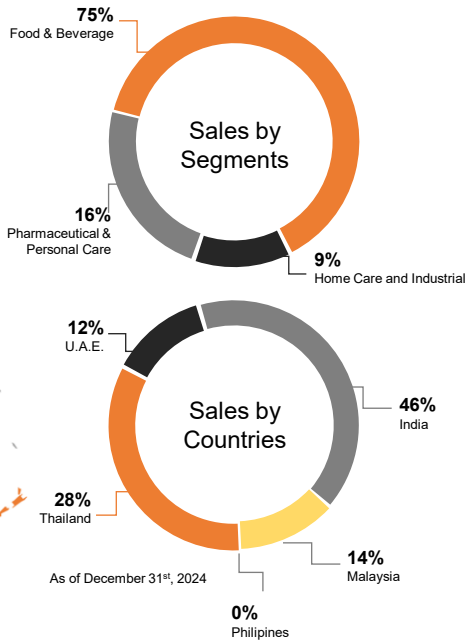
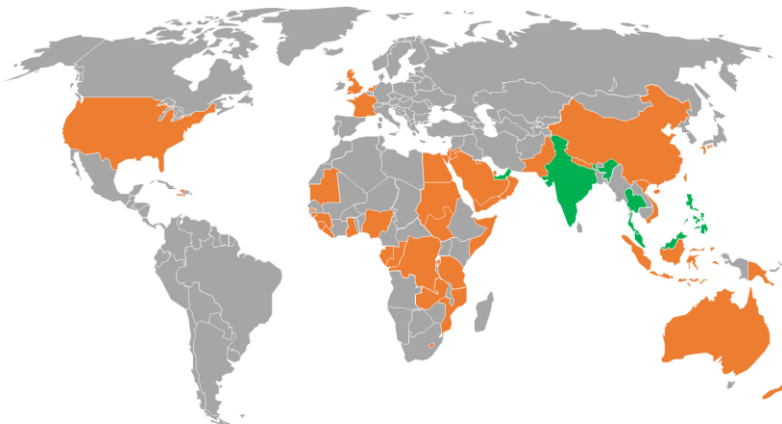


Financials

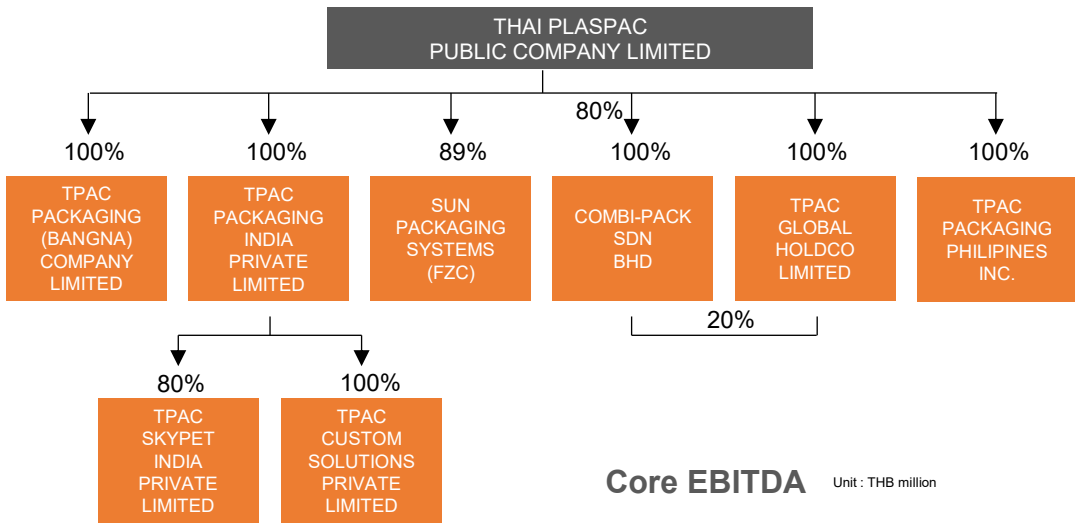
(THB Mn)

	Quarterly					Five Years Performance					
	Q4'24	Q3'24	Q4'23	QoQ	YoY	FY24	FY23	FY22	FY21	FY20	CAGR%
Consolidated Sales	1,728	1,799	1,714	-4%	-1%	7,214	6,804	6,997	5,194	3,983	16%
EBITDA	267	316	303	-16%	-12%	1,272	1,317	1,069	952	862	10%
Core EBITDA	269	316	306	-15%	-12%	1,274	1,320	1,080	977	864	10%
Core EBIT	135	176	176	-23%	-23%	730	825	598	549	543	7%
Core Net Profit	83	115	108	-28%	-23%	471	544	359	329	354	7%
Core Net Profit after NCI	71	99	96	-29%	-26%	416	493	328	307	323	7%
EPS	0.21	0.30	0.29	-30%	-26%	1.27	1.50	0.98	0.47	0.99	6%
Core EPS	0.22	0.30	0.29	-29%	-10%	1.27	1.51	1.00	0.94	0.99	6%
Core ROE	11%	16%	17%	-5%	-6%	16%	20%	15%	15%	17%	n/a
Debt to Equity (times)	1.17	1.15	1.13	0.02	0.05	1.17	1.13	1.27	1.28	0.96	n/a
Net Debt to Equity (times)	1.07	1.03	1.06	0.04	0.01	1.07	1.06	1.16	1.12	0.86	n/a

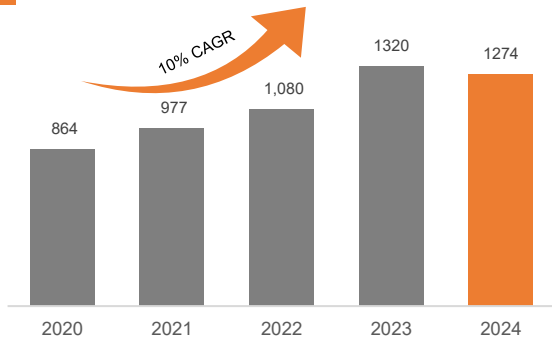
We are in 5 countries with 17 production sites  
We served customers across ~ 50 countries



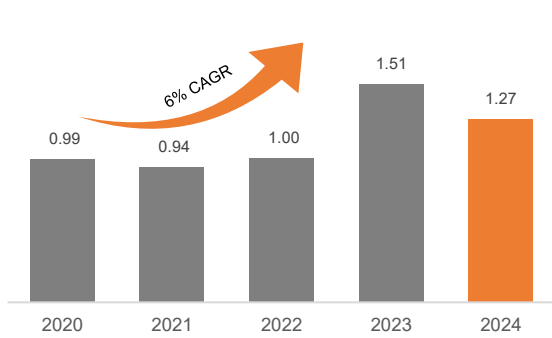
Corporate Structure



Core EBITDA Unit : THB million



Core EPS Unit : THB



# TPAC Group History

1983 - 2014

Company founded in Bangkok. Goes Public in 2005 (listing on mai). Over 3 decades TPAC establishes a reputation as leading Thai rigid plastic packaging company with 3 production sites.



2015

**Q4 2015**  
Change of Control at Shareholder level, **New leadership & Vision installed.**

2018

**Q2 2018**  
TPAC make its first ever corporate acquisition with the acquisition of Custompack in Thailand. 1 production site added **M&A #1**



**Q3 2018**  
TPAC takes its first step outside of Thailand In August 2018. TPAC completes 80% acquisition of Sunrise Containers, India. 5 production sites added. **M&A# 2**



2019

**Q3 2019**  
TPAC completes its 3rd acquisition via acquiring 89% stake of Sun Packaging Systems (FZC) UAE. 1 production site added **M&A #3**



2020

**Q3 2020**  
TPAC completes its acquisition of remaining 20% shares in TPAC India. **M&A #2**



2021

**Q2 2021**  
TPAC completes its 4th acquisition via acquiring 80% stake of Combi-pack Sdn Bhd, Malaysia. 1 production site added **M&A #4**



2022

**Q2 2022**  
TPAC completes its 5th acquisition via business purchase of Skypet Polymers (80% stake). 3 production site added **M&A #5**



**Q3 2022**  
TPAC inaugurated the opening of a new corporate office located in the city centre of Bangkok.



TPAC established a new subsidiary under TPAC India with focus of entering new specialty verticals.

2023

**Q1 2023**  
TPAC initiated 2 greenfield projects based out of North and West of India during 2021, Plant in the north of India (Haridwar) was fully commissioned and capitalised during end of FY22. Another plant in West of India (Silvassa) is capitalised during Q1'23.



**Q3 2023**  
TPAC achieved another significant milestone in its global expansion journey with entry into the Philippines market through a greenfield project. "TPAC Packaging Philippines Inc", was incorporated as a 100% subsidiary.



2024

**Q4 2024**  
TPAC acquires the remaining 20% stake of Combi-pack Sdn Bhd, Malaysia, bringing its ownership to 100%



**Q4 2024**  
TPAC lays the foundation for organic growth in the UAE with a new manufacturing facility in the secure Sharjah Airport International Free Zone (SAIF), strengthening its local presence and expansion capabilities.

